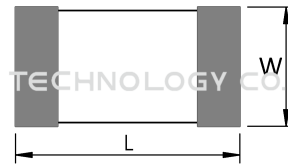
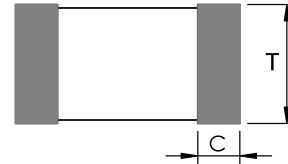



MLVS1812AM50571



外觀&形狀



Unit:mm	1210	1812
L	3.20±0.3	4.50±0.40
W	2.50±0.25	3.20±0.30
T	1.7 max.	2.5 max.
C	0.50±0.25	0.60±0.30

INPAQ TECHNOLOGY CO., LTD.

INPAQ TECHNOLOGY CO., LTD.



注意 NOTICE: All Specifications are subject to change without notice.

Page 1/3

1. 本文件由 INPAQ 佳邦科技網站下載，若規格變更及停產，請於訂購時確認，恕不另行通知。
2. 本文件僅說明參考標準規格，如需訂購，請依實際核准所需規格進行申辦。

規格

長(公釐)	4.5
寬(公釐)	3.2
高(公釐)	2.5 max
尺寸代碼 英吋(公釐)	1812 (4532)
工作電壓(V)	50
工作電壓(V)	65
崩潰電壓(V)	77
崩潰電壓(V)	95
箝制電壓(A)	5
箝制電壓(V)	140
電容(KHZ)	1
電容(pF)	-
電容(pF)	570
電容(pF)	-
突波電流(A)	500
暫態能量(Joul)	-

注意 NOTICE: All Specifications are subject to change without notice.

Page 2/3

1. 本文件由 INPAQ 佳邦科技網站下載，若規格變更及停產，請於訂購時確認，恕不另行通知。
2. 本文件僅說明參考標準規格，如需訂購，請依實際核准所需規格進行申辦。

特點

VRMS – Maximum AC operating voltage the varistor can maintain and not exceed 10μA leakage current

VDC – Maximum DC operating voltage the varistor can maintain and not exceed 10μA leakage current

VV – Voltage across the device measured at 1mA DC current.

Equivalent to Vb, “Breakdown Voltage”.

Vc – Maximum peak voltage across the varistor measured at 8/20us waveform and 1A pulse current

Cp – Device capacitance measured with zero volt bias 1Vrms.

imax – Maximum peak current which may be applied with 8/20us waveform without device failure

Wmax – Maximum energy that may be dissipated with the 10/1000us waveform without device failure

包裝訊息

包裝尺寸(Inch)	載帶	標準包裝(KPCS)	單重(gram)	濕敏等級
7	Plastic type	1	0.116	1

注意 NOTICE: All Specifications are subject to change without notice.

Page 3/3

1. 本文件由 INPAQ 佳邦科技網站下載，若規格變更及停產，請於訂購時確認，恕不另行通知。
2. 本文件僅說明參考標準規格，如需訂購，請依實際核准所需規格進行申辦。