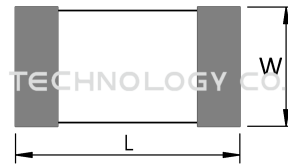
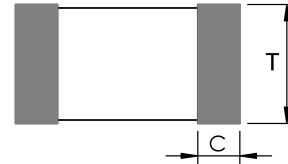



# MLVS0603LAM06281F



## 外觀&形狀



Unit:mm	0402	0603	0805	1206
L	0.96±0.12	1.60±0.15	2.00±0.20	3.20±0.15
W	0.48±0.07	0.80±0.10	1.25±0.15	1.60±0.15
T	0.50±0.10	0.80±0.10	0.90±0.10	0.80±0.10
C	0.25±0.15	0.30±0.20	0.50±0.25	0.50±0.25



注意 NOTICE: All Specifications are subject to change without notice.

Page 1/3

1. 本文件由 INPAQ 佳邦科技網站下載，若規格變更及停產，請於訂購時確認，恕不另行通知。
2. 本文件僅說明參考標準規格，如需訂購，請依實際核准所需規格進行申辦。

## 規格

長(公釐)	1.6
寬(公釐)	0.8
高(公釐)	0.8
尺寸代碼 英吋(公釐)	0603 (1608)
工作電壓(V)	6
工作電壓(V)	9
崩潰電壓(V)	11
崩潰電壓(V)	15.5
箝制電壓(A)	1
箝制電壓(V)	30
電容(KHZ)	1
電容(pF)	-
電容(pF)	280
電容(pF)	-
突波電流(A)	30
暫態能量(Joul)	0.1

注意 NOTICE: All Specifications are subject to change without notice.

Page 2/3

1. 本文件由 INPAQ 佳邦科技網站下載，若規格變更及停產，請於訂購時確認，恕不另行通知。
2. 本文件僅說明參考標準規格，如需訂購，請依實際核准所需規格進行申辦。

## 特點

VRMS – Maximum AC operating voltage the varistor can maintain and not exceed 10 $\mu$ A leakage current

VDC – Maximum DC operating voltage the varistor can maintain and not exceed 10 $\mu$ A leakage current

VV – Voltage across the device measured at 1mA DC current.

Equivalent to Vb, “Breakdown Voltage”.

Vc – Maximum peak voltage across the varistor measured at 8/20 $\mu$ s waveform and 1A pulse current

Cp – Device capacitance measured with zero volt bias 1Vrms.

imax – Maximum peak current which may be applied with 8/20 $\mu$ s waveform without device failure

Wmax – Maximum energy that may be dissipated with the 10/1000 $\mu$ s waveform without device failure

## 包裝訊息

包裝尺寸(Inch)	載帶	標準包裝(KPCS)	單重(gram)	濕敏等級
7	Paper type	4	0.0045	1

注意 NOTICE: All Specifications are subject to change without notice.

Page 3/3

1. 本文件由 INPAQ 佳邦科技網站下載，若規格變更及停產，請於訂購時確認，恕不另行通知。
2. 本文件僅說明參考標準規格，如需訂購，請依實際核准所需規格進行申辦。