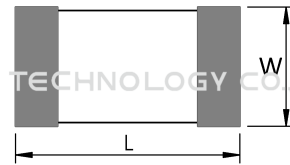
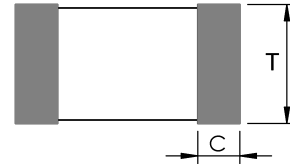



MLVS0402L19



外觀&形狀



Unit:mm	0201	0402	0603	0805	1206
L	0.60±0.05	0.96±0.12	1.60±0.15	2.00±0.20	3.20±0.15
W	0.30±0.05	0.48±0.07	0.80±0.10	1.25±0.15	1.60±0.15
T	0.30±0.05	0.50±0.10	0.80±0.10	0.90±0.10	0.80±0.10
C	0.20±0.10	0.25±0.15	0.30±0.20	0.50±0.25	0.50±0.25



注意 NOTICE: All Specifications are subject to change without notice.

1. 本文件由 INPAQ 佳邦科技網站下載，若規格變更及停產，請於訂購時確認，恕不另行通知。
2. 本文件僅說明參考標準規格，如需訂購，請依實際核准所需規格進行申辦。

規格

長(公釐)	0.96
寬(公釐)	0.48
高(公釐)	0.5
尺寸代碼 英吋(公釐)	0402 (1005)
工作電壓(V)	19
工作電壓(V)	24
崩潰電壓(V)	32
崩潰電壓(V)	42
箝制電壓(A)	1
箝制電壓(V)	70
電容(KHZ)	1000
電容(pF)	-
電容(pF)	35
電容(pF)	-
突波電流(A)	20
暫態能量(Joul)	0.05

注意 NOTICE: All Specifications are subject to change without notice.

Page 2/3

1. 本文件由 INPAQ 佳邦科技網站下載，若規格變更及停產，請於訂購時確認，恕不另行通知。
2. 本文件僅說明參考標準規格，如需訂購，請依實際核准所需規格進行申辦。

特點

VRMS – Maximum AC operating voltage the varistor can maintain and not exceed 10µA leakage current

VDC – Maximum DC operating voltage the varistor can maintain and not exceed 10µA leakage current

VV – Voltage across the device measured at 1mA DC current. Equivalent to Vb, “Breakdown Voltage”.

Vc – Maximum peak voltage across the varistor measured at 8/20us waveform and 1A pulse current

Cp – Device capacitance measured with zero volt bias 1Vrms at 1MHz.

imax – Maximum peak current which may be applied with 8/20us waveform without device failure

Wmax – Maximum energy that may be dissipated with the 10/1000us waveform without device failure

包裝訊息

包裝尺寸(Inch)	載帶	標準包裝(KPCS)	單重(gram)	濕敏等級
7	Paper type	10	0.00117	1

注意 NOTICE: All Specifications are subject to change without notice.

Page 3/3

1. 本文件由 INPAQ 佳邦科技網站下載，若規格變更及停產，請於訂購時確認，恕不另行通知。
2. 本文件僅說明參考標準規格，如需訂購，請依實際核准所需規格進行申辦。